

BUMATEC Screw Air Compressor
BUILT ON TRUST

Last Updated MAY 2016

Direct Drive Coupling Type **BFD185**

Direct Drive Coupling Type BFD185



Quiet Operation

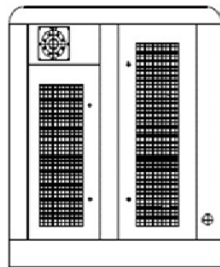
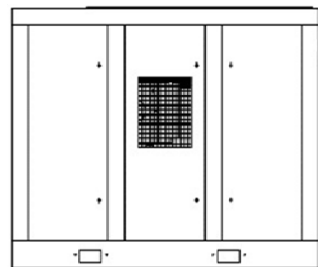

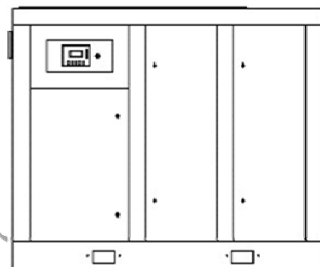
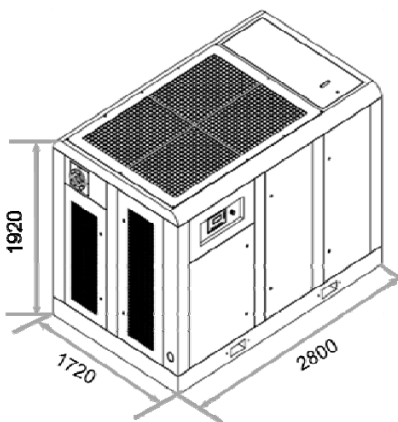
Bumatec air end provide much low noise during its operation through unique design and double wall housing structure. The silencer and centrifugal fan were installed according to simulation design of airflow which is able to reduce air friction noise remarkably. And unique quick ventilation valve was installed which was designed to remove unloading noise. Bumatec compressor guarantee the sound proof under 70dB.

High Efficiency

Bumatec has developed big size screw rotor of air end through high accuracy machining process and finally achieved the best clearance of the rotor which is able to provide the highest airflow rate in the world. Airflow of Bumatec air compressor is relatively much more than others.

Maintenance-friendly Design

Bumatec air compressors have maintenance-friendly designs. All the parts are assembled in simple arrangement for easy maintenance such as application of hinge door covers to saves maintenance time, reducing numbers of bolts to oil filter cover and application of o-ring to oil filter to improve life cycles. And it is easy to clean the inside of air compressor when it is dirty.



Unit: mm

BUILT ON TRUST

Direct Drive Coupling Type BFD185

Basic Environment

Atmosphere	-----	760mmHg
Max. Ambient Temp.	-----	46°C

Specification

Free Air Delivery	-----	27.8m ³ /min
Working Pressure	-----	10.0kgf/cm ²
Cooling Method	-----	Air Cooled by Cooling Fan
Outlet Air Temperature	-----	Ambient Temp. 15°C (Approx.)
Drive Method	-----	Direct Drive Coupling Type (1:1)
Oil Volume	-----	85ℓ
Soundproof	-----	Under 85dBA
Pipe Connection	-----	80A
Outlet	-----	DN 80

Components

Electric Motor




Model	Y2-315L-2-185
IP Class	IP54
Operation Mode	S1, Continuous Operation Mode
Rated Output	185kW (250HP)
Service Vector	1.2
Electricity Pole / RPM	AC380V / 50Hz / 3Ph 2Pole / 2975rpm
Start Method	Y-Delta
Lubrication	CHERROM
Cooling Method	Fan Cooled (Built-in)

Airend



Model	3.47.100006
Compression	Oil Flooded 1-stage Compression
Rotor Combination	5 x 6 (Male x Female)
Pressure Range	5 ~ 13bar
Operation Speed	2975rpm



**All technical data are purely indicative and subject to change for improvement without notice.


Direct Drive Coupling Type BFD185

Pneumatic & Electric Valves



Intake Valve	RH-120F DN120
Air Filter	2µm/min. 99.8% (3ppm)
Thermostatic Valve	A4024U-160
Minimum Pressure Valve	H46F-16Z
Safety Valve	A28X-16T (DN20)
Purge Valve	HX
Solenoid Valve	
- For Control of Intake Valve and Purge Valve	

Lubricant Oil Circulation



Lubricant Oil Cooler	1 set
- Aluminum Fin Radiator Type	
Air Cooler	1 set
- Aluminum Fin Radiator Type	
Oil Filter & Housing	1set
Cooling Fan (Motor AC380V)	2set
- Low Noise Centrifugal Type	

PLC Display Controller



Type	Micro Controller (LCD)
Electricity	AC380V, 3Ph (Transformer Built-in)
Control Method	Loading & Unloading

- ✓ Auto Running / Stop Control
- ✓ Temperature / Pressure Display Control
- ✓ Timer Running / Stop Control
- ✓ Master / Slave Interlock Control

Functions

Error Detecting Function

- ▼ System Trip & Warning Function
- ✓ High Discharge Air Temperature
- ✓ Main Motor Overload
- ✓ Fan Motor Overload
- ✓ Pressure & Temp. Sensor Failure

Auto-Control Function

- ✓ Stop Delay Function
- ✓ Re-start Pressure
- ✓ Automatic Start

Maintenance Function

- ✓ Air Filter Changing Warning
- ✓ Oil Filter Changing Warning
- ✓ Air Oil Separator Changing Warning

Operation Status Display

- ✓ Outlet Air Pressure
- ✓ Outlet Air Temperature
- ✓ Operation Mode
- ✓ Load / Unload Status

Tracking Record Function

- ✓ Amot Clock (Automatic Time)
- ✓ Total Operation Time
- ✓ Load / Unload Time
- ✓ Set Stop Delay Time

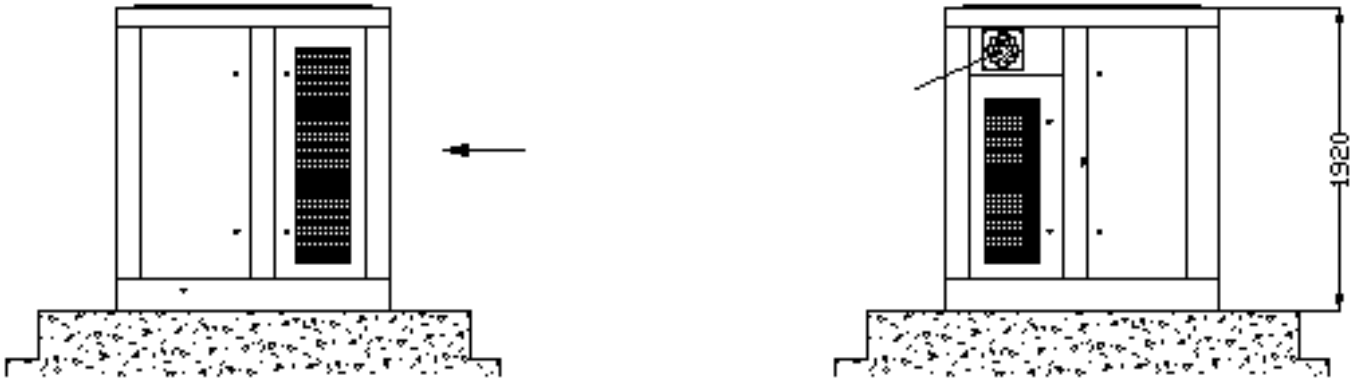


**All technical data are purely indicative and subject to change for improvement without notice.

Direct Drive Coupling Type BFD185

Appearance Drawing

Unit: mm



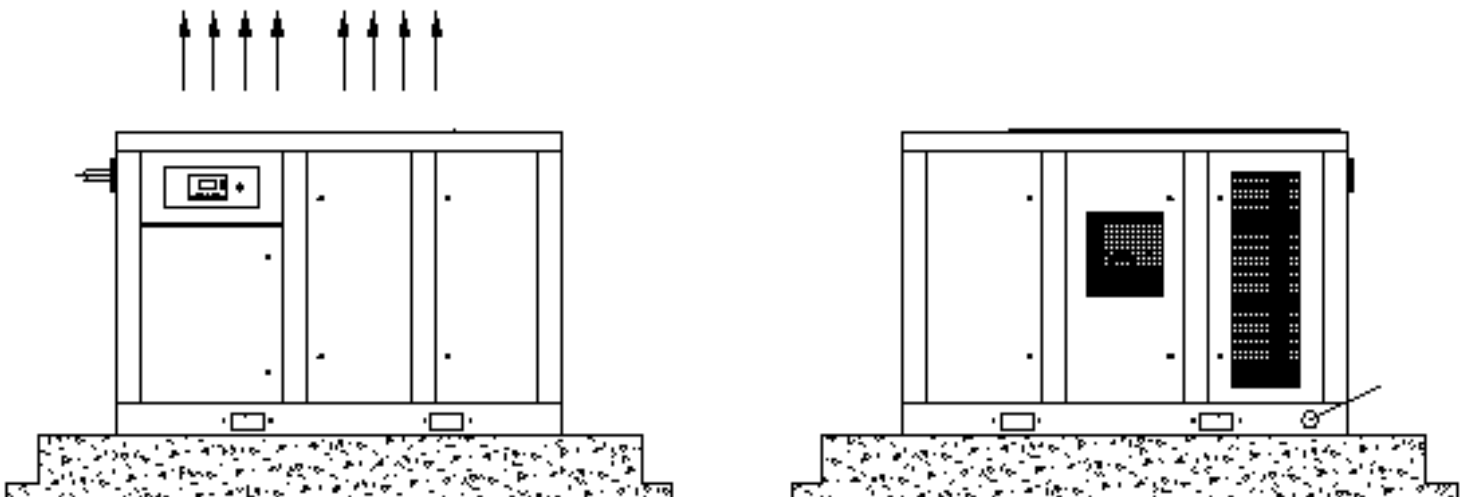
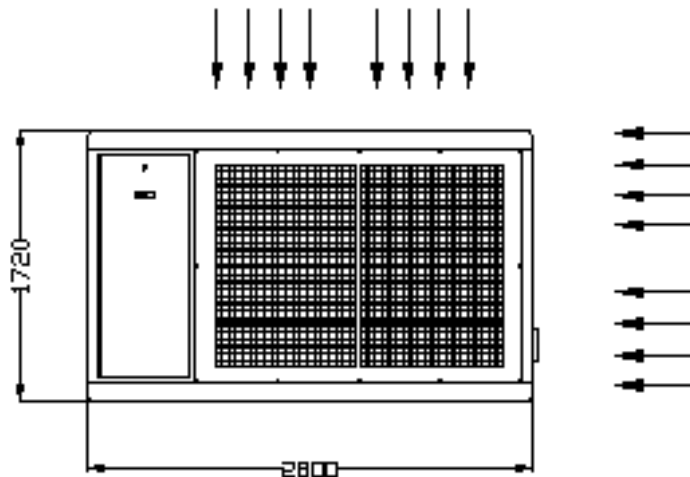
Dimension

Length : 2,800 mm

Width : 1,720 mm

Height : 1,920 mm

Weight : 4,000 Kg



**All technical data are purely indicative and subject to change for improvement without notice.

BUILT ON TRUST

www.bumatec.com



BUMA Group Overseas Marketing Headquarter

291 1637 Beon-gil, Seobu-Ro, Juchon-Myeon,
Gimhae-City, Gyeongsangnam-Do, Korea
(ZIP 621-843)

TEL : +82-55-337-9891~3 FAX : +82-55-337-9894